



# Dobles en la Batería

*preparación a la técnica de los "solos"*



112





*Armando A. Capote*

## Aplicaciones:

1. El libro se puede trabajar por ejemplos, o siguiendo secuencias de la siguiente forma:
  - a- 4 veces cada ejemplo hasta completar una página.
  - b- 4 veces cada ejercicio hasta completar el libro entero.

## En la caja

2. Cada nota doblada  se tocará con la misma mano. Esta será la derecha o la izquierda, y dependerá de la mano con la que se haya empezado y el lugar que ocupe dentro de la línea de ocho golpes de cada ejercicio. Si se empieza con la derecha los números impares se corresponden con la derecha, mientras que los números pares lo hacen con la izquierda




1 2 3 4 5 6 7 8

D I D I D I D I

3. Repartir primero las notas dobladas por los toms. Luego que sean sólo las no dobladas las que vayan a los tom rellenando con las dobladas en caja.

## En Caja y Platos:

1. Las notas acentuadas hacerlas en plato todas. Las no acentuadas en caja. En este caso habrá diferentes posibilidades de combinación de manos; se explica a continuación.



D D I I D D I I I I  
DI I D I I  
I D D I  
DD I I

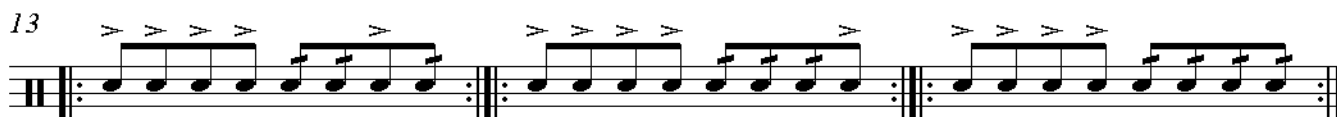
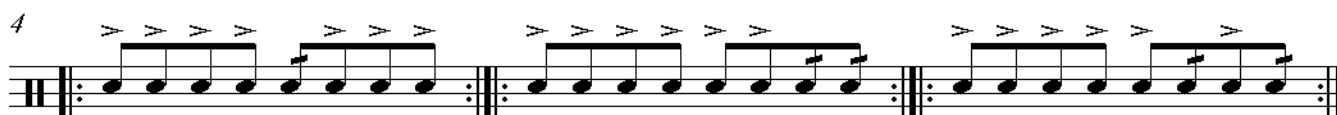
2. Si el número de manos dobladas es de tres consecutivas, si empieza en parte débil, preferiblemente hacer la siguiente combinación: I D I D I I. Ejemp 2  
Si empieza en parte fuerte, la combinación preferida es I D I I D I. Ejemp 3  
Cuando se trate de 4 dobles seguidos, seras conveniente Paradiddle y single roll I D I I D I D I. Ejemp. 1



1 D D I D I I D I D I 2 D D I I I D I D I I 3 D D I D I I I D I I I

# Contemporary Swing Snare and Cymbal Patterns

Armando Capote 2006



16

Musical notation for measure 16, featuring a snare and cymbal pattern. The notation consists of a single staff with a treble clef and a key signature of one flat. The pattern is divided into four groups of four notes each, with accents (>) above each note. The notes are quarter notes, and the groups are separated by double bar lines with repeat dots.

19

Musical notation for measure 19, featuring a snare and cymbal pattern. The notation consists of a single staff with a treble clef and a key signature of one flat. The pattern is divided into four groups of four notes each, with accents (>) above each note. The notes are quarter notes, and the groups are separated by double bar lines with repeat dots.

22

Musical notation for measure 22, featuring a snare and cymbal pattern. The notation consists of a single staff with a treble clef and a key signature of one flat. The pattern is divided into four groups of four notes each, with accents (>) above each note. The notes are quarter notes, and the groups are separated by double bar lines with repeat dots.

25

Musical notation for measure 25, featuring a snare and cymbal pattern. The notation consists of a single staff with a treble clef and a key signature of one flat. The pattern is divided into four groups of four notes each, with accents (>) above each note. The notes are quarter notes, and the groups are separated by double bar lines with repeat dots.

28

Musical notation for measure 28, featuring a snare and cymbal pattern. The notation consists of a single staff with a treble clef and a key signature of one flat. The pattern is divided into four groups of four notes each, with accents (>) above each note. The notes are quarter notes, and the groups are separated by double bar lines with repeat dots.

31

Exercise 31 consists of three measures of music on a single staff. Each measure contains a sequence of notes with accents (>) above them. The notes are grouped in pairs, with a cymbal symbol (a small triangle) positioned above the second note of each pair. The first measure has four pairs, the second has four pairs, and the third has four pairs. The notes are eighth notes, and the pattern is repeated in each measure.

34

Exercise 34 consists of three measures of music on a single staff. Each measure contains a sequence of notes with accents (>) above them. The notes are grouped in pairs, with a cymbal symbol (a small triangle) positioned above the second note of each pair. The first measure has four pairs, the second has four pairs, and the third has four pairs. The notes are eighth notes, and the pattern is repeated in each measure.

37

Exercise 37 consists of three measures of music on a single staff. Each measure contains a sequence of notes with accents (>) above them. The notes are grouped in pairs, with a cymbal symbol (a small triangle) positioned above the second note of each pair. The first measure has four pairs, the second has four pairs, and the third has four pairs. The notes are eighth notes, and the pattern is repeated in each measure.

40

Exercise 40 consists of three measures of music on a single staff. Each measure contains a sequence of notes with accents (>) above them. The notes are grouped in pairs, with a cymbal symbol (a small triangle) positioned above the second note of each pair. The first measure has four pairs, the second has four pairs, and the third has four pairs. The notes are eighth notes, and the pattern is repeated in each measure.

43

Exercise 43 consists of three measures of music on a single staff. Each measure contains a sequence of notes with accents (>) above them. The notes are grouped in pairs, with a cymbal symbol (a small triangle) positioned above the second note of each pair. The first measure has four pairs, the second has four pairs, and the third has four pairs. The notes are eighth notes, and the pattern is repeated in each measure.

46

Musical notation for exercise 46, featuring a snare and cymbal pattern on a single staff. The pattern consists of three measures, each containing a sequence of eighth notes with accents. The first measure has six notes, the second has six notes, and the third has six notes. The notes are grouped in pairs, with a cymbal symbol above the first note of each pair.

49

Musical notation for exercise 49, featuring a snare and cymbal pattern on a single staff. The pattern consists of three measures, each containing a sequence of eighth notes with accents. The first measure has six notes, the second has six notes, and the third has six notes. The notes are grouped in pairs, with a cymbal symbol above the first note of each pair.

52

Musical notation for exercise 52, featuring a snare and cymbal pattern on a single staff. The pattern consists of three measures, each containing a sequence of eighth notes with accents. The first measure has six notes, the second has six notes, and the third has six notes. The notes are grouped in pairs, with a cymbal symbol above the first note of each pair.

55

Musical notation for exercise 55, featuring a snare and cymbal pattern on a single staff. The pattern consists of three measures, each containing a sequence of eighth notes with accents. The first measure has six notes, the second has six notes, and the third has six notes. The notes are grouped in pairs, with a cymbal symbol above the first note of each pair.

58

Musical notation for exercise 58, featuring a snare and cymbal pattern on a single staff. The pattern consists of three measures, each containing a sequence of eighth notes with accents. The first measure has six notes, the second has six notes, and the third has six notes. The notes are grouped in pairs, with a cymbal symbol above the first note of each pair.

60

Musical notation for measure 60, featuring a snare and cymbal pattern. The notation is on a single staff with a treble clef and a key signature of one flat. The pattern consists of eighth notes with accents (v) and cymbal marks (V) above them. The pattern is divided into three measures by double bar lines with repeat dots.

63

Musical notation for measure 63, featuring a snare and cymbal pattern. The notation is on a single staff with a treble clef and a key signature of one flat. The pattern consists of eighth notes with accents (v) and cymbal marks (V) above them. The pattern is divided into three measures by double bar lines with repeat dots.

66

Musical notation for measure 66, featuring a snare and cymbal pattern. The notation is on a single staff with a treble clef and a key signature of one flat. The pattern consists of eighth notes with accents (v) and cymbal marks (V) above them. The pattern is divided into three measures by double bar lines with repeat dots.

69

Musical notation for measure 69, featuring a snare and cymbal pattern. The notation is on a single staff with a treble clef and a key signature of one flat. The pattern consists of eighth notes with accents (v) and cymbal marks (V) above them. The pattern is divided into three measures by double bar lines with repeat dots.

72

Musical notation for measure 72, featuring a snare and cymbal pattern. The notation is on a single staff with a treble clef and a key signature of one flat. The pattern consists of eighth notes with accents (v) and cymbal marks (V) above them. The pattern is divided into three measures by double bar lines with repeat dots.

76



79



82



85



88



91

Musical notation for exercise 91, featuring a snare and cymbal pattern on a single staff. The pattern consists of three measures, each containing a sequence of eighth notes with accents. The first measure has four notes, the second has four notes, and the third has four notes. The notes are grouped in pairs, and each pair is accented.

94

Musical notation for exercise 94, featuring a snare and cymbal pattern on a single staff. The pattern consists of three measures, each containing a sequence of eighth notes with accents. The first measure has four notes, the second has four notes, and the third has four notes. The notes are grouped in pairs, and each pair is accented.

97

Musical notation for exercise 97, featuring a snare and cymbal pattern on a single staff. The pattern consists of three measures, each containing a sequence of eighth notes with accents. The first measure has four notes, the second has four notes, and the third has four notes. The notes are grouped in pairs, and each pair is accented.

100

Musical notation for exercise 100, featuring a snare and cymbal pattern on a single staff. The pattern consists of three measures, each containing a sequence of eighth notes with accents. The first measure has four notes, the second has four notes, and the third has four notes. The notes are grouped in pairs, and each pair is accented.

103

Musical notation for exercise 103, featuring a snare and cymbal pattern on a single staff. The pattern consists of three measures, each containing a sequence of eighth notes with accents. The first measure has four notes, the second has four notes, and the third has four notes. The notes are grouped in pairs, and each pair is accented.

106



109



112



115



118

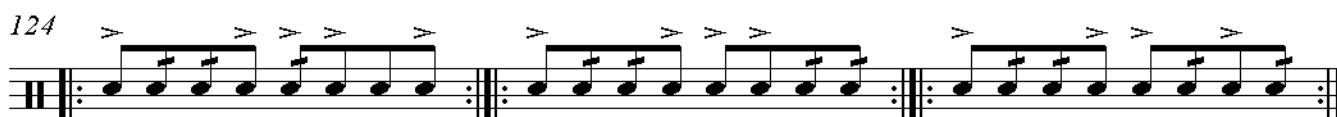


121



Musical notation for exercise 121, featuring a snare and cymbal pattern on a single staff. The pattern consists of three measures, each containing a sequence of eighth notes with accents. The first measure has four notes, the second has four notes, and the third has four notes. The notes are grouped in pairs, with a cymbal symbol above the first note of each pair.

124



Musical notation for exercise 124, featuring a snare and cymbal pattern on a single staff. The pattern consists of three measures, each containing a sequence of eighth notes with accents. The first measure has four notes, the second has four notes, and the third has four notes. The notes are grouped in pairs, with a cymbal symbol above the first note of each pair.

127



Musical notation for exercise 127, featuring a snare and cymbal pattern on a single staff. The pattern consists of three measures, each containing a sequence of eighth notes with accents. The first measure has four notes, the second has four notes, and the third has four notes. The notes are grouped in pairs, with a cymbal symbol above the first note of each pair.

130



Musical notation for exercise 130, featuring a snare and cymbal pattern on a single staff. The pattern consists of three measures, each containing a sequence of eighth notes with accents. The first measure has four notes, the second has four notes, and the third has four notes. The notes are grouped in pairs, with a cymbal symbol above the first note of each pair.

133



Musical notation for exercise 133, featuring a snare and cymbal pattern on a single staff. The pattern consists of three measures, each containing a sequence of eighth notes with accents. The first measure has four notes, the second has four notes, and the third has four notes. The notes are grouped in pairs, with a cymbal symbol above the first note of each pair.

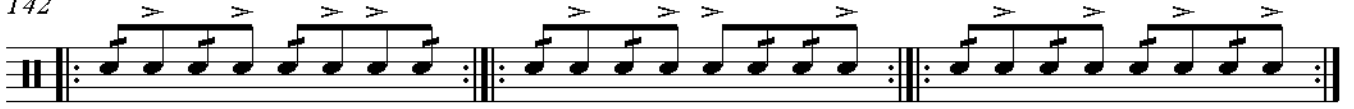
136



139



142



145



148



151



154



157



160



163



166

Exercise 166 consists of three measures of music on a single staff. The first measure contains a snare drum pattern of four eighth notes (G4, A4, B4, C5) with a cymbal pattern of four eighth notes (G4, A4, B4, C5) above it. The second measure contains a snare drum pattern of four eighth notes (G4, A4, B4, C5) with a cymbal pattern of four eighth notes (G4, A4, B4, C5) above it. The third measure contains a snare drum pattern of four eighth notes (G4, A4, B4, C5) with a cymbal pattern of four eighth notes (G4, A4, B4, C5) above it. Each note has an accent (>) above it. The exercise is marked with a repeat sign at the beginning and end.

169

Exercise 169 consists of three measures of music on a single staff. The first measure contains a snare drum pattern of four eighth notes (G4, A4, B4, C5) with a cymbal pattern of four eighth notes (G4, A4, B4, C5) above it. The second measure contains a snare drum pattern of four eighth notes (G4, A4, B4, C5) with a cymbal pattern of four eighth notes (G4, A4, B4, C5) above it. The third measure contains a snare drum pattern of four eighth notes (G4, A4, B4, C5) with a cymbal pattern of four eighth notes (G4, A4, B4, C5) above it. Each note has an accent (>) above it. The exercise is marked with a repeat sign at the beginning and end.

172

Exercise 172 consists of three measures of music on a single staff. The first measure contains a snare drum pattern of four eighth notes (G4, A4, B4, C5) with a cymbal pattern of four eighth notes (G4, A4, B4, C5) above it. The second measure contains a snare drum pattern of four eighth notes (G4, A4, B4, C5) with a cymbal pattern of four eighth notes (G4, A4, B4, C5) above it. The third measure contains a snare drum pattern of four eighth notes (G4, A4, B4, C5) with a cymbal pattern of four eighth notes (G4, A4, B4, C5) above it. Each note has an accent (>) above it. The exercise is marked with a repeat sign at the beginning and end.

175

Exercise 175 consists of three measures of music on a single staff. The first measure contains a snare drum pattern of four eighth notes (G4, A4, B4, C5) with a cymbal pattern of four eighth notes (G4, A4, B4, C5) above it. The second measure contains a snare drum pattern of four eighth notes (G4, A4, B4, C5) with a cymbal pattern of four eighth notes (G4, A4, B4, C5) above it. The third measure contains a snare drum pattern of four eighth notes (G4, A4, B4, C5) with a cymbal pattern of four eighth notes (G4, A4, B4, C5) above it. Each note has an accent (>) above it. The exercise is marked with a repeat sign at the beginning and end.

178

Exercise 178 consists of three measures of music on a single staff. The first measure contains a snare drum pattern of four eighth notes (G4, A4, B4, C5) with a cymbal pattern of four eighth notes (G4, A4, B4, C5) above it. The second measure contains a snare drum pattern of four eighth notes (G4, A4, B4, C5) with a cymbal pattern of four eighth notes (G4, A4, B4, C5) above it. The third measure contains a snare drum pattern of four eighth notes (G4, A4, B4, C5) with a cymbal pattern of four eighth notes (G4, A4, B4, C5) above it. Each note has an accent (>) above it. The exercise is marked with a repeat sign at the beginning and end.

181



184



187



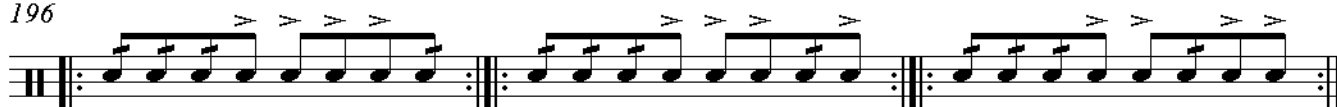
190



193



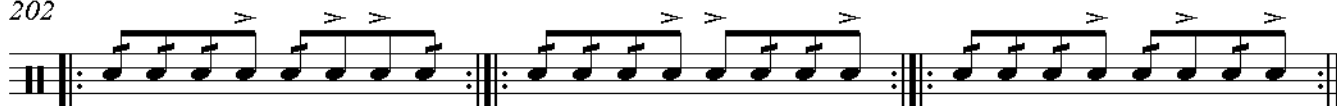
196



199



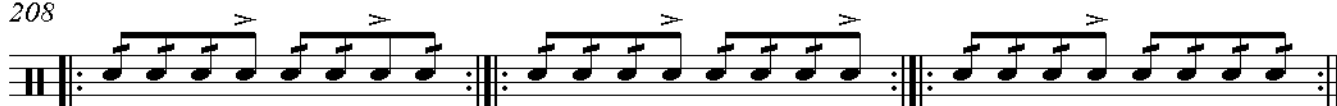
202



205



208




211



Musical notation for pattern 211, consisting of three measures of eighth-note patterns with accents. The first measure has three eighth notes with accents. The second measure has four eighth notes with accents. The third measure has four eighth notes with accents.

214



Musical notation for pattern 214, consisting of three measures of eighth-note patterns with accents. The first measure has three eighth notes with accents. The second measure has four eighth notes with accents. The third measure has four eighth notes with accents.

217



Musical notation for pattern 217, consisting of three measures of eighth-note patterns with accents. The first measure has three eighth notes with accents. The second measure has four eighth notes with accents. The third measure has four eighth notes with accents.

220



Musical notation for pattern 220, consisting of three measures of eighth-note patterns with accents. The first measure has three eighth notes with accents. The second measure has four eighth notes with accents. The third measure has four eighth notes with accents.

223



Musical notation for pattern 223, consisting of three measures of eighth-note patterns with accents. The first measure has three eighth notes with accents. The second measure has four eighth notes with accents. The third measure has four eighth notes with accents.